

LLCT Winter Animals Scavenger Hunt Instructions

Beginning on Saturday, February 20th, and running thru Sunday, February 28th, the LLCT/RLF will host a **Winter Animals Scavenger Hunt**. Gear up and take a hike on Lincoln's many walking trails in search of the various animal sculptures hidden on trails and created by local artists and students at Birches School. Take a selfie at each sculpture and submit your photos to be eligible to receive a \$10 gift card from Twisted Tree Cafe or Something Special. (One per household while supplies last.)

Participation Instructions for the Winter Animals Scavenger Hunt

There's a new trail app in town! LLCT is working with OuterSpatial to provide an easy-to-use, interactive trail map of Lincoln. With the app, you can easily locate yourself on the trails, explore new properties, post photos and share stories, and find out about trail updates and upcoming programs.

For the Winter Animals Scavenger Hunt, you'll be using OuterSpatial to find the animals and upload your selfies. This scavenger hunt is free to participate in and open to all.

INSTRUCTIONS

1. Download OuterSpatial (it's free!) from the Apple App Store or Google Play/Android App Store.
2. Once you've downloaded Outerspatial, follow this link from your mobile device to go directly to the Winter Animals Scavenger Hunt Outing:
<https://outerspatial.link/IqBayQw9Ydb>
3. Explore the "Information" and "Map" tabs in the outing to view the eight Scavenger Hunt stops and see a clue for each of them! Zoom in on the map to determine their exact location.
4. Once you're out on the trails you'll be looking for creative animal sculptures. Each stop will have a sign with the artist's name and a fun animal fact. Please do not touch or sit on the art.
5. Once you've visited a stop, take a selfie and upload it to the Scavenger Hunt's "Social" tab by clicking the orange "plus" button. You'll need to make a free OuterSpatial Account to upload. Caption your selfie with the prompt provided at the sculpture and in the app.
6. When you've uploaded your eight selfies, send an email to llct@lincolnconservation.org and we'll mail you a prize! Please note that the eighth stop will only be active from February 27th-28th! Please indicate whether you'd like a gift card from Twisted Tree or Something Special and your mailing address when you email us.
7. *Note: If you have any trouble with the app or prefer not to upload your selfies, you can submit your questions and photos via email to complete the hunt. Email llct@lincolnconservation.org.*

DETAILED INSTRUCTIONS AND TROUBLESHOOTING

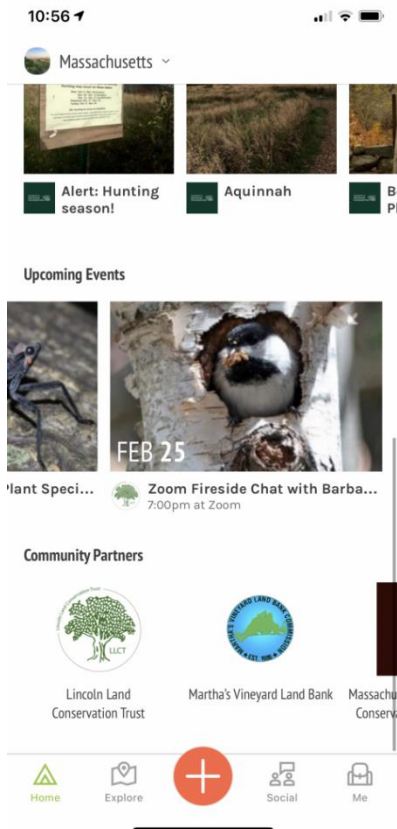
How to Download the App

1. Download OuterSpatial from the App Store or Google Play. It's free! Here is the link to the Apple App Store: <https://apps.apple.com/us/app/outerspatial/id1254161962> and the Google Play/Android App Store: <https://play.google.com/store/apps/details?id=com.trailheadlabs.outerspatial>
2. Once you've downloaded the App, it will prompt you to enable location services so you can easily find Lincoln's trails!



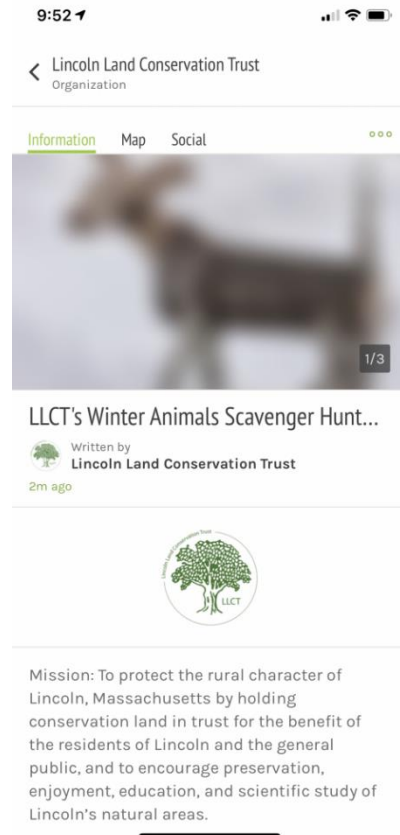
Open the Winter Animals Scavenger Hunt Outing

1. Once you've downloaded OuterSpatial, follow this link from your mobile device to go directly to the Winter Animals Scavenger Hunt Outing: <https://outerspatial.link/IqBayQw9Ydb>
2. If you are having trouble with the link, that's ok! Open the OuterSpatial App and make sure you are on the "Home Screen". On the home screen you should see the Winter Animals Scavenger Hunt scrolling at the top of the screen.
3. If you can't find it, scroll down and find LLCT under "Community Partners". Click on our logo to find the LLCT page. Then scroll through the LLCT page to find the Outing.



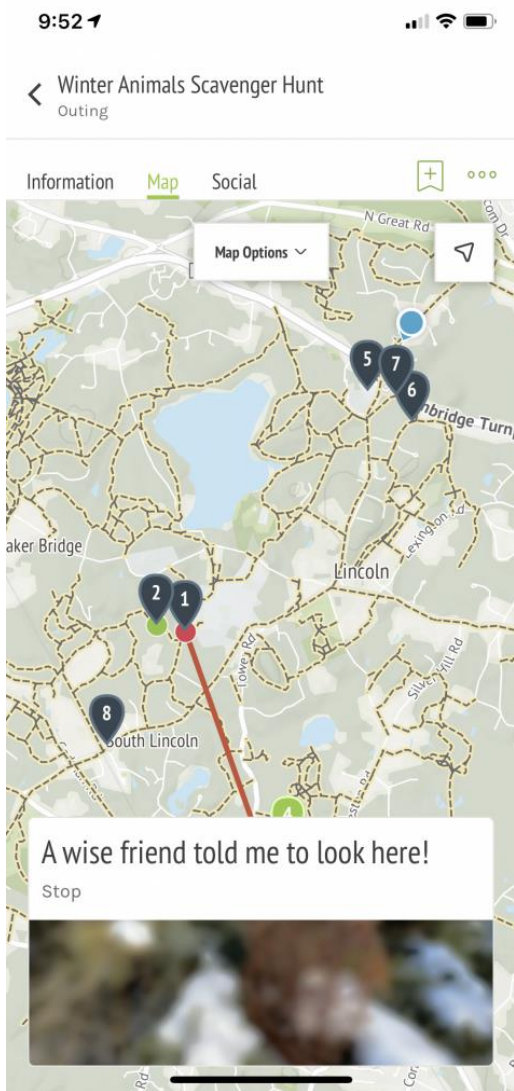
If you don't see the scavenger hunt scrolling at the top of the screen, try navigating to the home screen (triangle icon in bottom left).

If you are still having trouble finding it, click on the LLCT logo under Community Partners to visit LLCT's page. The Scavenger Hunt will be at the top of the LLCT page.



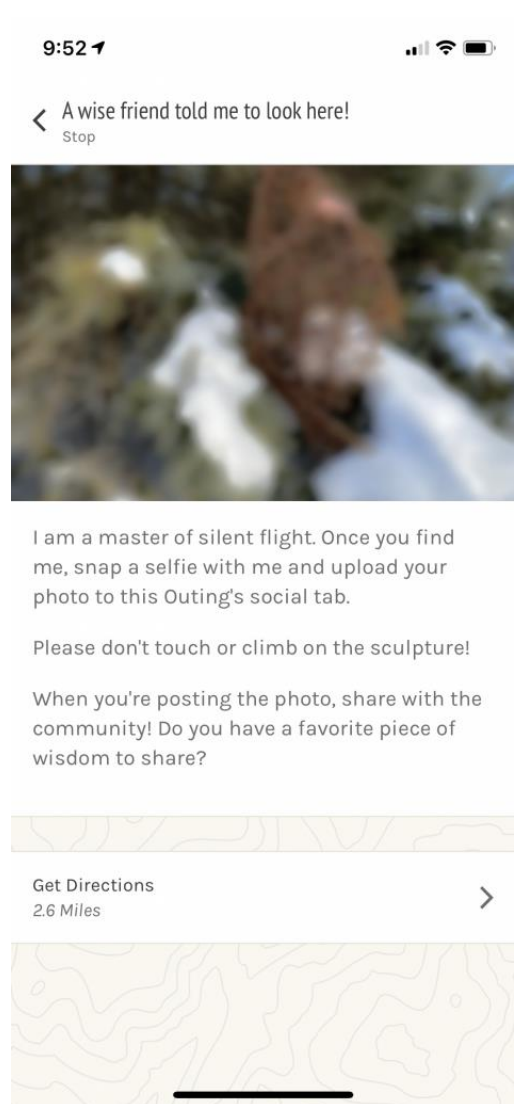
Look for the Clues and Make your Game Plan!

1. In the Winter Animals Scavenger Hunt Outing, you'll see information about the scavenger hunt.
2. You can click on the map to see the 8 "stops" or locations in the hunt. Zoom in to see the exact location for each stop. Click on a stop to read its clue!
3. Please disregard the route line. This is a quirk of the software. You can visit locations in any order, although some may be along the same trail or share a parking area.



Use the Information and Map tabs to see information about the hunt and view all 8 stops on the map. Please disregard the route line.

If you click on a stop, it will bring up information and a clue for finding that sculpture. It also includes a prompt for captioning your selfie!



Head out on the Trails and Share your Experience

1. You'll be looking for animal sculptures out in the woods. ***Please do not touch, sit on, climb on, or otherwise disturb the art work. Local artists and students worked hard on these sculptures.***
2. Please follow all COVID-19 safety protocols while out on the trails.
3. At each stop, there will be a label with the artist's name and a fun animal fact.
4. Once you've located a sculpture, take a selfie with the art so we know you've been there! At each location, there is also prompt to caption your photo with.

5. To share your selfie, use the orange button at the bottom of the scavenger hunt page in the app.
6. If it's your first-time sharing content on OuterSpatial, you'll be prompted to create a free account and verify your email. Then you can post your photo and caption!
7. You can view your photos and others in the social tab in the Winter Animals Scavenger Hunt Outing.
8. ***Note: The Lincoln Station Animal Sculpture won't be "active" until February 27th at 10:30 A.M. Drop by that weekend to take a selfie at the ice sculpture demonstration and complete the scavenger hunt! Twisted Tree will be selling hot cocoa and cookies too.***

Completing the Hunt and Collecting Your Prize!

To receive a prize, you'll need to visit all 8 stops in the scavenger hunt and upload a photo of each to OuterSpatial.

Once you've finished, send an email to **llct@lincolnconservation.org**. We'll confirm your submissions. Let us know if you'd like a gift card to Something Special or Twisted Tree Cafe and we'll mail you the prize! One gift card per household, while supplies last.

If you are struggling with the app, please send us an email and we will help troubleshoot. We will also accept photo submissions via email if you are having trouble uploading to the app or prefer not to post your photos on the app. All emails should be directed to **llct@lincolnconservation.org**