

Art on the Trails Scavenger Hunt

With Lincoln Land Conservation Trust and Birches School

Instructions

The scavenger hunt starts on **Friday, February 4th** and goes through **Sunday, February 6th**. *Dates may be extended, depending on the weather.* Take a selfie at each art installation and submit your photos for a \$10 gift card from Twisted Tree Café or Something Special. *One per household, while supplies last.*


How it Works

Lincoln is loving OuterSpatial! The mobile trail app provides an easy-to-use interactive experience on the trails. With the app you can easily locate yourself on the trails, explore new properties, and share your experiences.

For the Art on the Trails Scavenger Hunt, you'll be using OuterSpatial to find each art installation and upload your selfies.

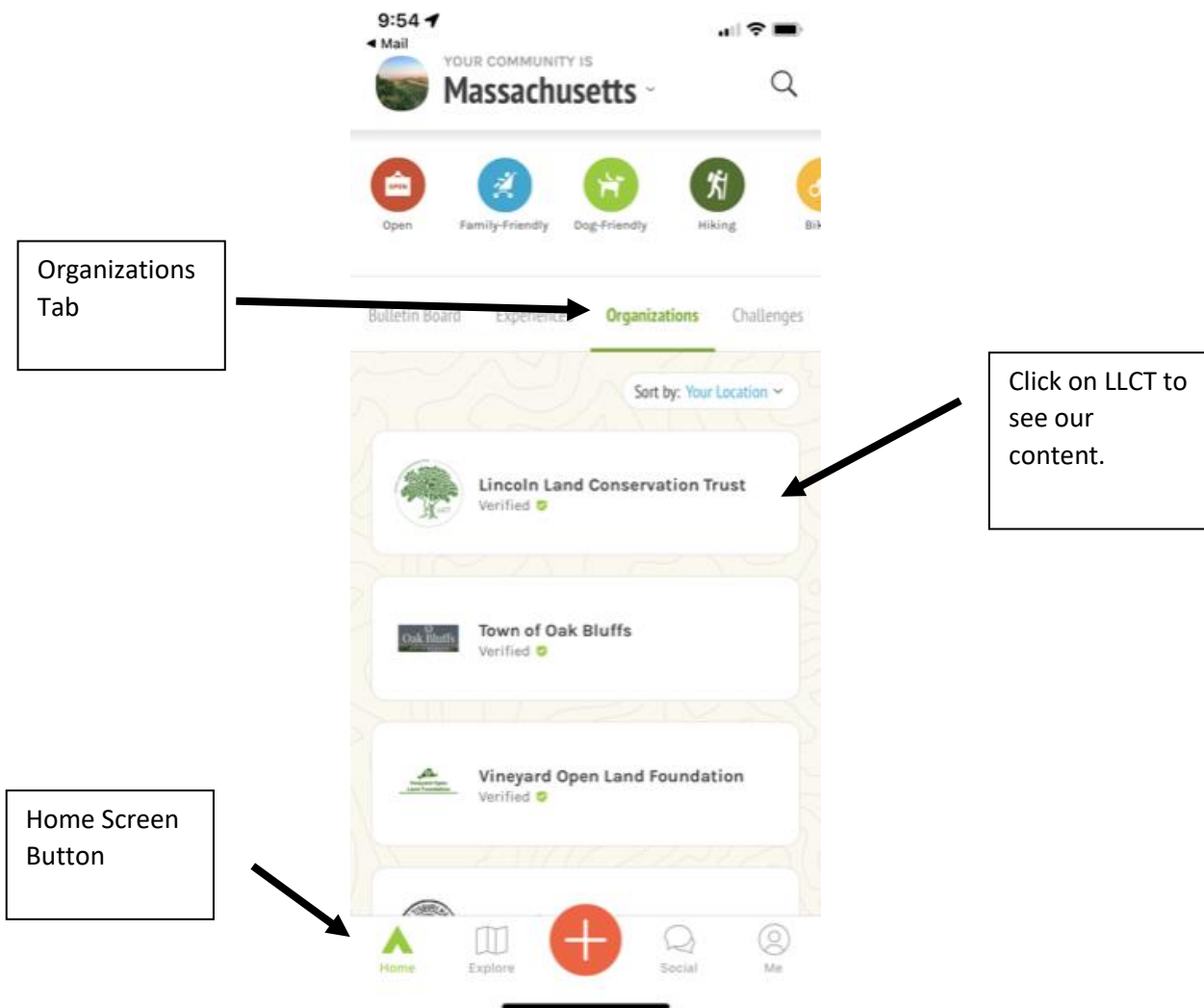
Download the App

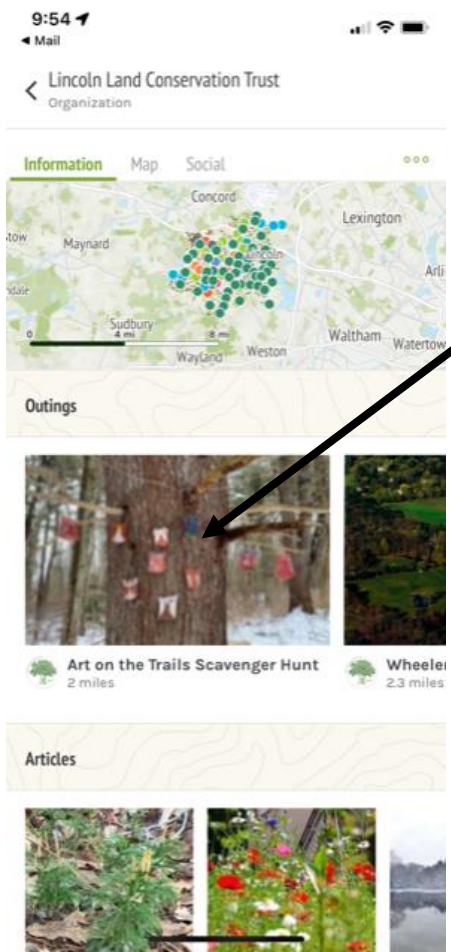
1. Download OuterSpatial from the App Store or Google Play. It's free!
2. Open the App and enable Location Services/let the app know you're in Massachusetts.



Find the Clues (In the Art on the Trails Scavenger Hunt Outing)

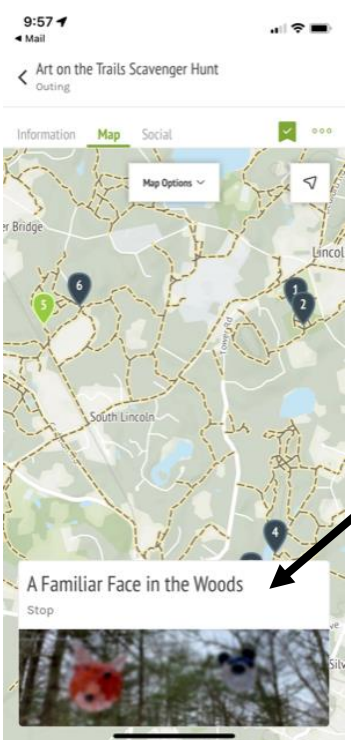
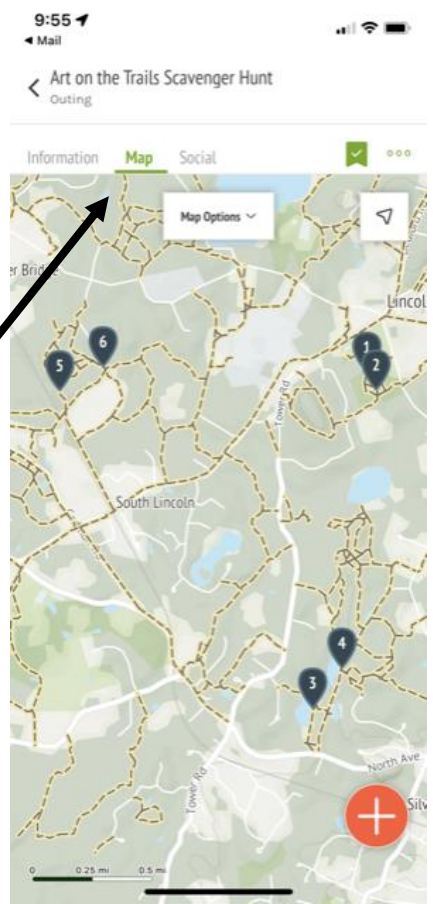
1. Make sure you are on the Home Screen. If you aren't, click on the Home button at the bottom of the screen (triangular symbol).
2. Click the "Organizations" tab. Choose Lincoln Land Conservation Trust.
3. On the LLCT page, scroll down to find the Art on the Trails Scavenger Hunt Outing. Click on the Outing.
4. Once you're on the outing page, you can see information about the hunt. Click on the "map" tab to see all six locations. Click on a location to see details.





Click on the Scavenger Hunt Outing.

Use the "map" tab in the outing to see all six "stops" to visit.



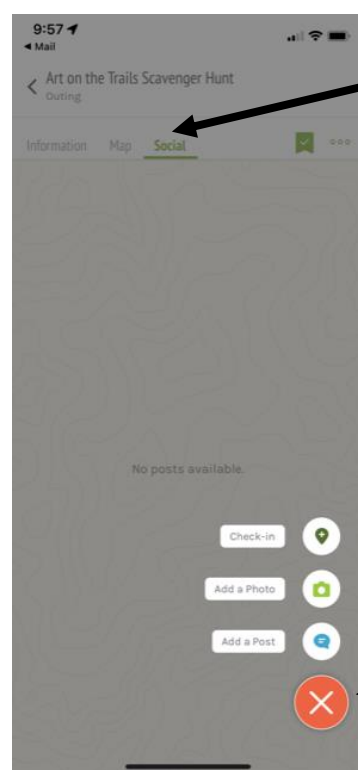
Click on a stop to see more details!

Head out on the Trails

1. Once you're dressed warmly and ready to explore, it's time to hit the trails! Use the Map tab in the Art on the Trails Scavenger Hunt Outing to determine which conservation area/parking area to start at and where along the trail to look
2. Please be mindful of others on the trails!

Art Installations

1. You'll be looking for art in the woods. ***Please do not touch or otherwise disturb the art work.***
2. Once you've located an installation, take a selfie with it so we know you've been there! At each location, there is also a prompt to caption your photo with.
3. To share your selfie, use the "Orange X" button at the bottom of the Outing page. If it's your first time, you'll be asked to create a free account and verify your email. Once you're logged in, you can add a photo!
4. Upload your photo. Once the photo is loaded, you can view it in the social tab, along with photos from other participants!



You can view your photos and the photos of other participants in the social tab

When you click on the orange X button, you'll be prompted to create a free account. Then, you can upload your selfies to the Outing.

Make sure to include a caption based on the prompt provided at each location!

Let us know you've completed the hunt!

1. To receive your prize, you'll need to visit each site and upload a photo to OuterSpatial. Once you've finished, send an email to llct@lincolnconservation.org. We'll confirm your submissions on the app and offer you a \$10 gift card as a prize! *Photos may be shared online in LLCT publications, such as the e-newsletter or Annual Report.*
2. One gift card per household, while supplies last. Please let us know which retailer (Something Special or Twisted Tree) you'd like a card from, and your mailing address.
3. If you're struggling with the app, please send us an email (llct@lincolnconservation.org). We'll help troubleshoot. We will also accept photo submissions via email if you are having trouble uploading photos to the app.

We hope you have fun!