

Art on the Trails Winter Carnival Scavenger Hunt: Magical Forest

With Lincoln Land Conservation Trust and Lincoln Public Schools

Instructions

The scavenger hunt starts on **Friday, February 3rd** and goes through **Monday February 13th**. *Dates are subject to change*. Take a selfie at each art installation and submit your photos on OuterSpatial for a \$10 gift card from Twisted Tree Café or Something Special. *One per household/group, while supplies last*.

How it Works

Lincoln is loving OuterSpatial! The mobile trail app provides an easy-to-use interactive experience on the trails. With the app you can easily locate yourself on the trails, explore new properties, and share your experiences.

For the Scavenger Hunt, you'll be using OuterSpatial to find each art installation and upload your selfies.

Download the App

1. Download OuterSpatial from the App Store or Google Play. It's free!
2. Open the App and enable Location Services/let the app know you're in Massachusetts.



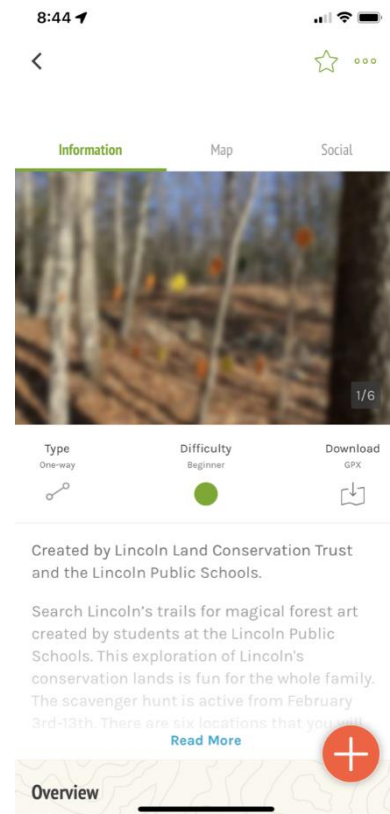
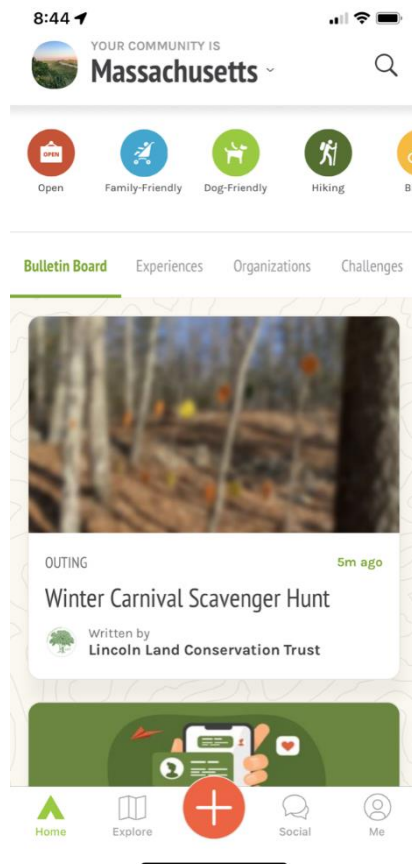
Find the Clues (Winter Carnival Scavenger Hunt Outing)

1. Once you have downloaded the app, scan this QR code using your mobile device to open the Scavenger Hunt Outing.

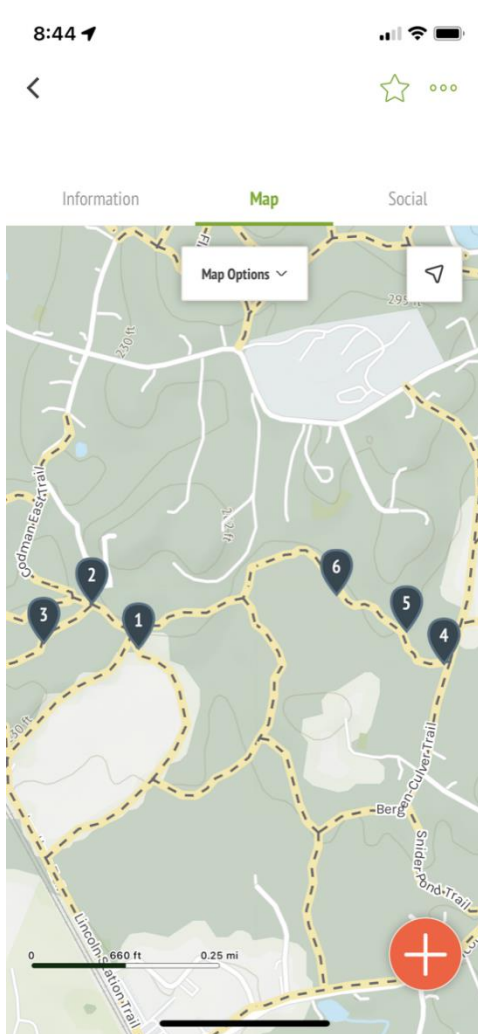


Troubleshooting: If the QR code doesn't work, you can also find the Outing pinned to the bulletin board on the home screen. You can also navigate to the Outing by searching for Lincoln Land Conservation Trust.

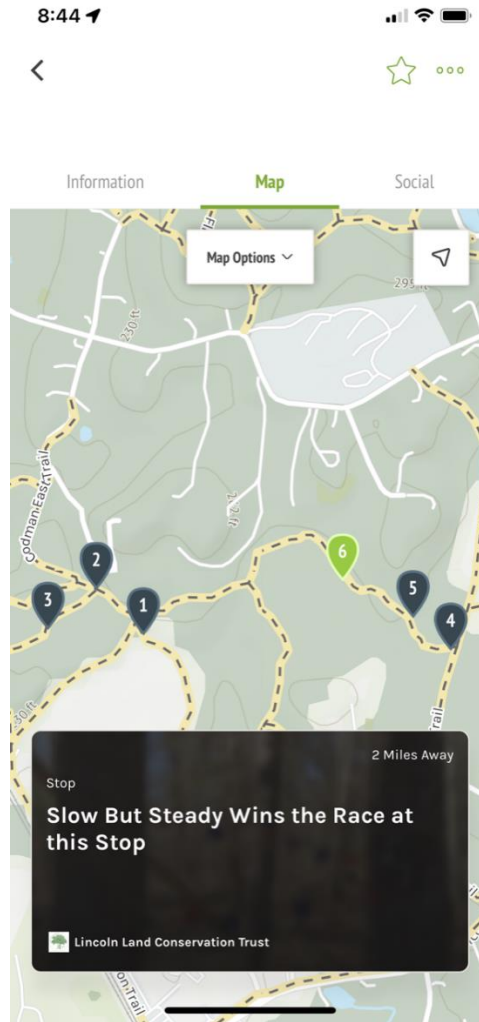
Outing pinned to the Massachusetts bulletin board. Click on it to see the Outing's main page "information".



2. Once you're on the outing page, you can see information about the hunt. Click on the "map" tab to see all six locations. Click on a location to see details for each "stop" in the hunt.



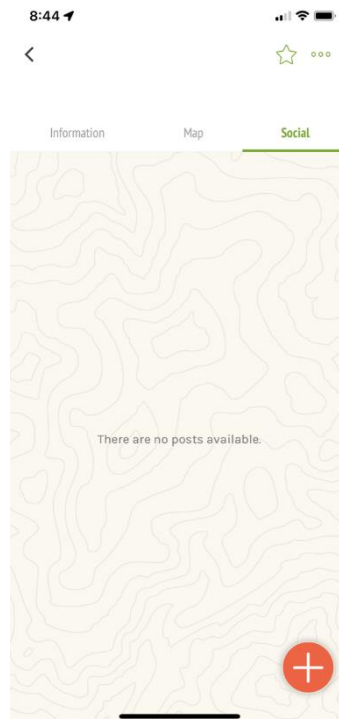
Use the "map" tab in the outing to see all six "stops" to visit.



Click on a stop to see more details!

Head out on the Trails

1. Once you're dressed warmly and ready to explore, it's time to hit the trails!
 2. Please do not touch or disturb the artwork. If you notice something amiss, please let us know at llct@lincolnconservation.org.
 3. Once you've located an art installation, take a selfie with it so we know you've been there! At each location, there is also a prompt to caption your photo with.
1. To share your selfie choose the "social" tab in the outing page. Use the orange "x" button in the bottom right of the screen to upload your photo. *If it's your first time using the app, you may be asked to create a free account and verify your email address.* Once the photo is loaded, you can view it in the social tab, along with photos from other participants!



Let us know you've completed the hunt!

1. To receive your prize, you'll need to visit each site and upload a photo to OuterSpatial. Once you've finished, send an email to llct@lincolnconservation.org. We'll confirm your submissions on the app and offer you a \$10 gift card as a prize! *Photos may be shared online in LLCT publications, such as the e-newsletter and Annual Report.*
2. One gift card per household/group completing the hunt. Available while supplies last. Please let us know which retailer (Something Special or Twisted Tree) you'd like a card from, and your mailing address.
3. If you're struggling with the app, please send us an email (llct@lincolnconservation.org). We'll help troubleshoot!

We hope you have fun!